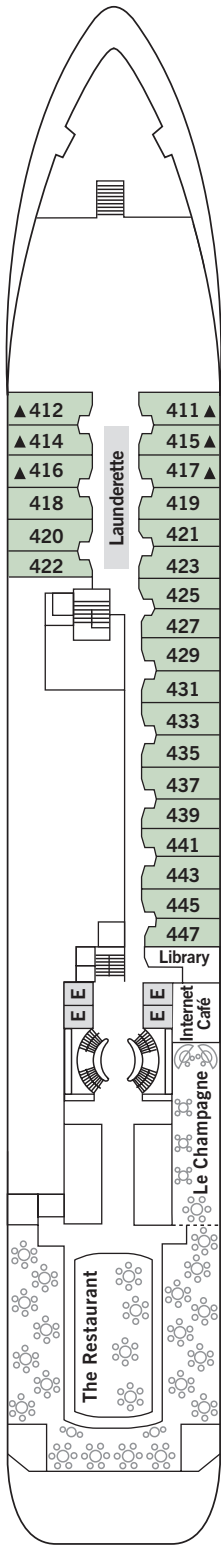
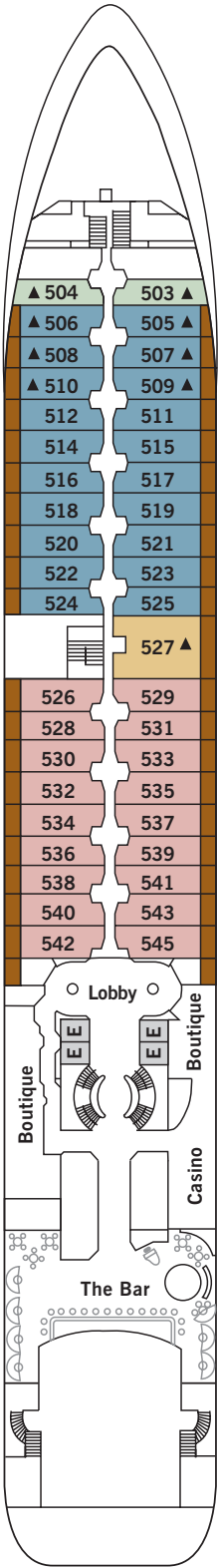


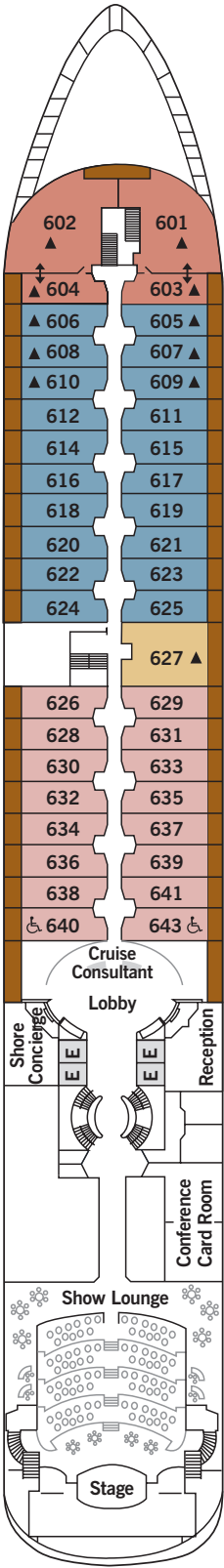
SILVER WIND – Deck Plans



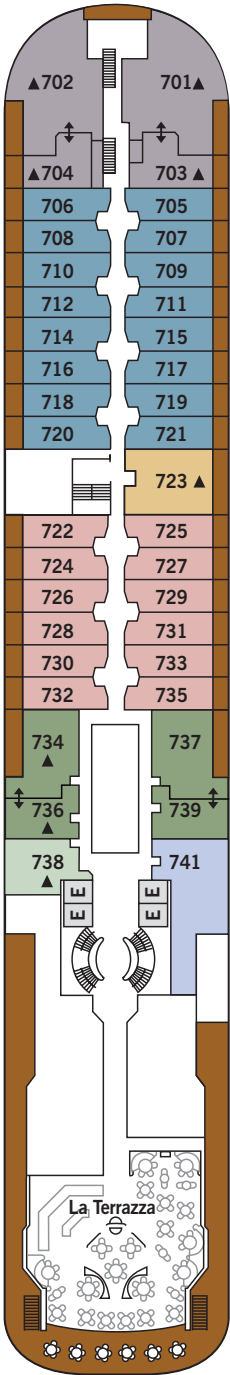
DECK 4
The Restaurant
Le Champagne
Internet Café
The Library
Launderette



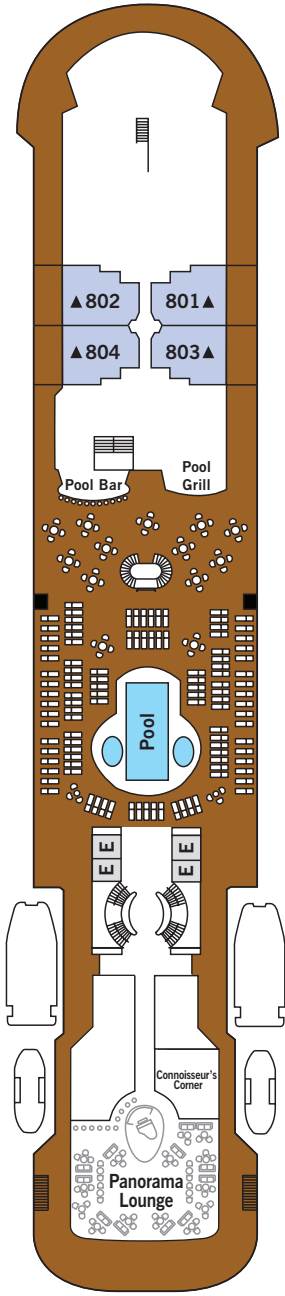
DECK 5
The Casino
The Bar
Boutiques



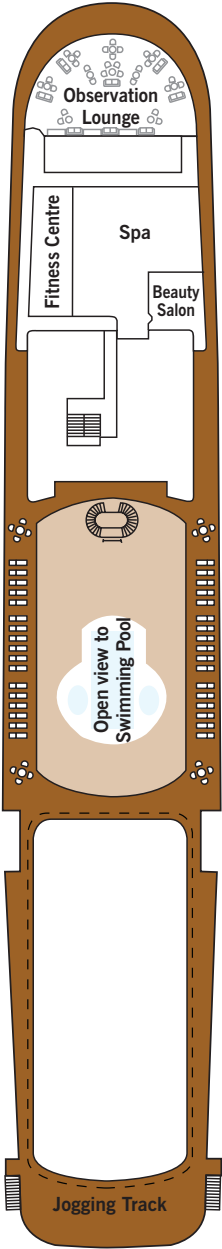
DECK 6
The Show Lounge
Conference/Card Room
Reception/
Guest Relations
Shore Concierge




DECK 7
La Terrazza



DECK 8
Pool
Pool Bar
Pool Grill
The Panorama Lounge
The Connoisseur's Corner



DECK 9
The Fitness Centre
The Spa at Silversea
Beauty Salon
The Observation Lounge
Jogging Track



SUITE CATEGORIES

- Owner's Suite
- Grand Suite
- Royal Suite
- Silver Suite
- Medallion Suite
- Midship Veranda Suite
- Veranda Suite
- Vista Suite

SPECIFICATIONS

- Crew 222
- Officers European
- Guests 296
- Tonnage 17,400
- Length 514.14 Feet/156.7 Metres
- Width 70.62 Feet/21.5 Metres
- Speed 18 Knots
- Passenger Decks 6
- Connecting Suites
- 3rd Guest Capacity
- Handicap Suites 640, 643
- Built 1995
- Refurbished 2008
- Registry Bahamas

Suite diagrams shown are for illustration purposes only and may vary from actual square footage. Please refer to suite specifications for square footage.

SILVER WIND – Suite Diagrams



OWNER’S SUITE

Available as a one-bedroom configuration or as two-bedrooms (as illustrated) by adjoining with a Vista Suite.

1 BEDROOM: 587 SQ. FT. / 55 M²
INCLUDING VERANDA (89 SQ. FT. / 8 M²);

2 BEDROOM: 827 SQ. FT. / 77 M²
INCLUDING VERANDA (89 SQ. FT. / 8 M²)

- Large teak veranda with patio furniture and floor-to-ceiling glass doors; Two-bedroom has additional large picture window
- Living room with sitting area; Two-bedroom has additional sitting area
- Separate dining area
- Twin beds or queen-sized bed; Two-bedroom has additional twin beds or queen-sized bed
- Marbled bathroom with full-sized whirlpool tub and separate shower (Suite 737 only; Suite 734 has tub/shower combination); plus a powder room; Two-bedroom has additional marbled bathroom with shower
- Walk-in wardrobe(s) with personal safe
- Vanity table(s) with hair dryer
- Writing desk(s)
- Flat screen television(s) with DVD and satellite reception
- Bang & Olufsen audio system
- Illy Espresso machine
- Radio alarm with iPod docking station
- Direct-dial telephone(s)



GRAND SUITE

Available as a one-bedroom configuration or as two-bedrooms (as illustrated) by adjoining with a Veranda Suite.

1 BEDROOM: 1,019 SQ. FT. / 95 M²
INCLUDING VERANDA (145 SQ. FT. / 14 M²);

2 BEDROOM: 1,314 SQ. FT. / 122 M²
INCLUDING VERANDA (194 SQ. FT. / 18.5 M²)

- Two teak verandas with patio furniture and floor-to-ceiling glass doors; Two-bedroom has additional veranda
- Living room with sitting area; Two-bedroom has additional sitting area
- Separate dining area
- Twin beds or queen-sized bed; Two-bedroom has additional twin beds or queen-sized bed
- Marbled bathroom with full-sized whirlpool tub; Two-bedroom has additional marbled bathroom with full-sized bath
- Walk-in wardrobe(s) with personal safe
- Vanity table(s) with hair dryer
- Writing desk(s)
- Flat screen television(s) with DVD and satellite reception
- Bang & Olufsen audio system
- Illy Espresso machine
- Radio alarm with iPod docking station
- Direct-dial telephone(s)



ROYAL SUITE

Available as a one-bedroom configuration or as two-bedrooms (as illustrated) by adjoining with a Veranda Suite.

1 BEDROOM: 736 SQ. FT. / 69 M²
INCLUDING VERANDA (126 SQ. FT. / 12 M²);

2 BEDROOM: 1,031 SQ. FT. / 96 M²
INCLUDING VERANDA (175 SQ. FT. / 16.5 M²)

- Large teak veranda with patio furniture and floor-to-ceiling glass doors; Two-bedroom has additional veranda
- Living room with sitting area; Two-bedroom has additional sitting area
- Separate dining area
- Twin beds or queen-sized bed; Two-bedroom has additional twin beds or queen-sized bed
- Marbled bathroom with full-sized whirlpool tub; Two-bedroom has additional marbled bathroom with full-sized bath
- Walk-in wardrobe(s) with personal safe
- Vanity table(s) with hair dryer
- Writing desk(s)
- Flat screen television(s) with DVD and satellite reception
- Bang & Olufsen audio system
- Illy Espresso machine
- Radio alarm with iPod docking station
- Direct-dial telephone(s)



SILVER SUITE

Silver Suites accommodate three guests.

541 SQ. FT. / 50 M²
INCLUDING VERANDA (92 SQ. FT. / 8 M²)

- Teak veranda with patio furniture and floor-to-ceiling glass doors
- Living room (with convertible sofa to accommodate an additional guest)
- Sitting area
- Separate dining area
- Twin beds or queen-sized bed
- Marbled bathroom with full-sized bath
- Walk-in wardrobe with personal safe
- Vanity table with hair dryer
- Writing desk
- Flat screen television(s) with DVD and satellite reception
- Bang & Olufsen audio system
- Illy Espresso machine
- Radio alarm with iPod docking station
- Direct-dial telephone

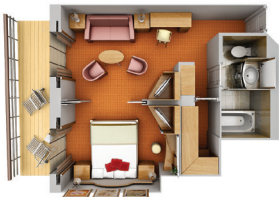


MEDALLION SUITE

SUITE 741: 667 SQ. FT. / 62 M²
(NO VERANDA)

SUITES 801–804: 490 SQ. FT. / 45 M²
INCLUDING VERANDA (125 SQ. FT. / 12 M²)

- Large teak veranda with patio furniture and floor-to-ceiling glass doors (Suites 801–804 only)
- Three large picture windows providing panoramic ocean views (Suite 741 only)
- Living room with sitting area
- Separate dining area (Suite 741 only)
- Twin beds or queen-sized bed
- Marbled bathroom with full-sized tub and shower (Suite 741 has full-sized whirlpool bath and shower)
- Walk-in wardrobe with personal safe
- Vanity table with hair dryer
- Writing desk
- Flat screen television with DVD and satellite reception
- CD player
- Radio alarm with iPod docking station
- Direct-dial telephone(s)



The configuration of Medallion Suite 741 varies slightly from above.



VERANDA/MIDSHIP VERANDA SUITE

Some Veranda Suites accommodate three guests. The Midship Veranda Suite offers preferred central location with identical accommodation to a Veranda Suite.

295 SQ. FT. / 27 M²
INCLUDING VERANDA (49 SQ. FT. / 4.5 M²)

- Teak veranda with patio furniture and floor-to-ceiling glass doors
- Sitting area
- Twin beds or queen-sized bed
- Marbled bathroom with full-sized bath
- Walk-in wardrobe with personal safe
- Vanity table with hair dryer
- Writing desk
- Flat screen television with DVD and satellite reception
- CD player
- Radio alarm with iPod docking station
- Direct-dial telephone



VISTA SUITE

Some Vista Suites accommodate three guests.

240 SQ. FT. / 22 M²
SUITE 738: 325 SQ. FT. / 30 M²

- Large picture window providing panoramic ocean views
- Sitting area
- Twin beds or queen-sized bed
- Marbled bathroom with full-sized bath
- Walk-in wardrobe with personal safe
- Vanity table with hair dryer
- Writing desk
- Flat screen television with DVD and satellite reception
- CD player
- Radio alarm with iPod docking station
- Direct-dial telephone



The configuration of Vista Suite 738 varies slightly from above.

- All suites feature:*
- Butler service
 - Refrigerator and bar setup stocked with your preferences
 - European bath amenities
 - Pratesi® fine bed linens and down duvet covers
 - Premium mattresses
 - A choice of pillow
 - Plush robes and slippers
 - Personalised stationery
 - Binoculars
 - Umbrella
 - WiFi Internet access (fee applies)
 - Complimentary Interactive mobile content